



PARAGON DESIGN FIRM &



RENOVATIONS



Welcome

Thank you for the opportunity to meet with you today and review your project, we look forward to providing you with an initial estimate on your design project! In this folder, you will find some copies of our contract agreements and a how we work document to help you understand our process a little better.

We encourage you to visit our Houzz Profile, read our reviews, take a peek at our portfolio photos and follow us on social media where we will share the behind the scenes look at our designs.

Working with homeowners, we try to make this process streamlined, efficient and enjoyable. We work hard to make sure that the end result is not only beautiful and functional, but that the space we create for you brings you joy.

If you have any questions, please reach out to your designer to clarify. We look forward to working with you!

Sincerely

Allison & Chevon

Allison Moore & Chevon Richards





OUR FIRM

PARAGON **DESIGN FIRM** was established in 2015 with the idea of catering to new home construction, remodelers and creating beautiful spaces that reflect the personalities of our clients. We focus on functionality and practicality, without sacrificing beauty or comfortability of a space. We love using pops of color, unique textiles, and inviting furniture placement, to create a warm environment that is livable and fun.

Over the years we have successfully been able to expand and become a full-service design firm, adding PARAGON **RENOVATIONS** and staging to our menu of services. At Paragon Renovations our goal is to create a space that our client is proud of and will happily enjoy for years to come!

We are with our clients every step of the way through the design process- from conception to completion. We listen and understand our client's specific needs, develop individualized design plans to meet those needs, as well as set up timeline expectations for each of our projects. Whether you need help picking a paint color, styling a dresser, or designing a whole new room, we can help bring your vision to life.

About the Designer

Allison Moore has been in the Interior Design industry for over a decade. Her vast knowledge of materials and products makes her an exception in the industry. Communication is key, and Allison believes listening to the client and incorporating their ideas and personalities into each project is what makes each space unique and a true reflection of the client. Allison considers her work an art form, with an exceptional eye for detail that goes into every project.

Allison is exceptional in the sense that she can be extremely flexible with styles and designs. She enjoys a challenge and loves working with clients to not only create a space for their families to make memories, but also to reflect their personalities and make every square foot as functional as possible.



About the Designer

Chevon Richards has been designing for over ten years. Her start in home design began with new home construction and then filtered out into Model Homes, Recreation Centers, Office Buildings and Remodel Design. Her passion in design is to create a color palette pleasing to the masses and also assist the client in picking items that speak to their style and personality. Over the past two years she has worked with more remodel clients helping them update their homes with current styles and designs. This sparked her interest in Real Estate and she is now a licensed Realtor. She can help her clients find a home with potential and help them with the updates and designs to make it into the home of their dreams.



PARAGON DESIGN FIRM & RENOVATIONS

*preparing for your design center
appointment*



1

plan your budget X

We know this may seem like a no brainer, but for your sanity, your spouse's sanity and even the designers have a budget! The design center is a beautiful place, and everything is like candy. You literally have thousands of choices when it comes to making your home just right. If you don't come in with a budget and a plan, the experience can become a bit overwhelming.

2

review your plan & builder standard specifications X

When reviewing your plan, make notes of the areas you want to feature. Where do you gather/ entertain the most? Where do you relax? Also, what comes standard with your plan? Ask to see all the standard options. There are usually samples at the design center or in the model homes (per builder). A lot of the times you will find the standard options work great. If they don't then you know for sure what you want to upgrade!

3

get inspired x

The first step in the process is for us to learn more about the details of your lifestyle and design preferences. We will work to understand your desires for your design through questions regarding your family, lifestyle and home.

It is our job to uncover what you value most and what your lifestyle is so that we can build a design with all of those factors in mind. It is a good idea to begin thinking about these concepts now. If you haven't already, now is a great time to start your homework online. We love to look at all of the pins you have on Pinterest or your Idea books on Houzz. Visual references communicate your aesthetic preferences best, so the more the merrier! Quality counts too, be in the habit of utilizing the "comment" section when using sites like Pinterest and Houzz. List what you like or don't like about the space you are posting. Love the light fixture but the rest of the space is not your taste? Tell us. This will be the planning, dreaming and brainstorming part of the design process.

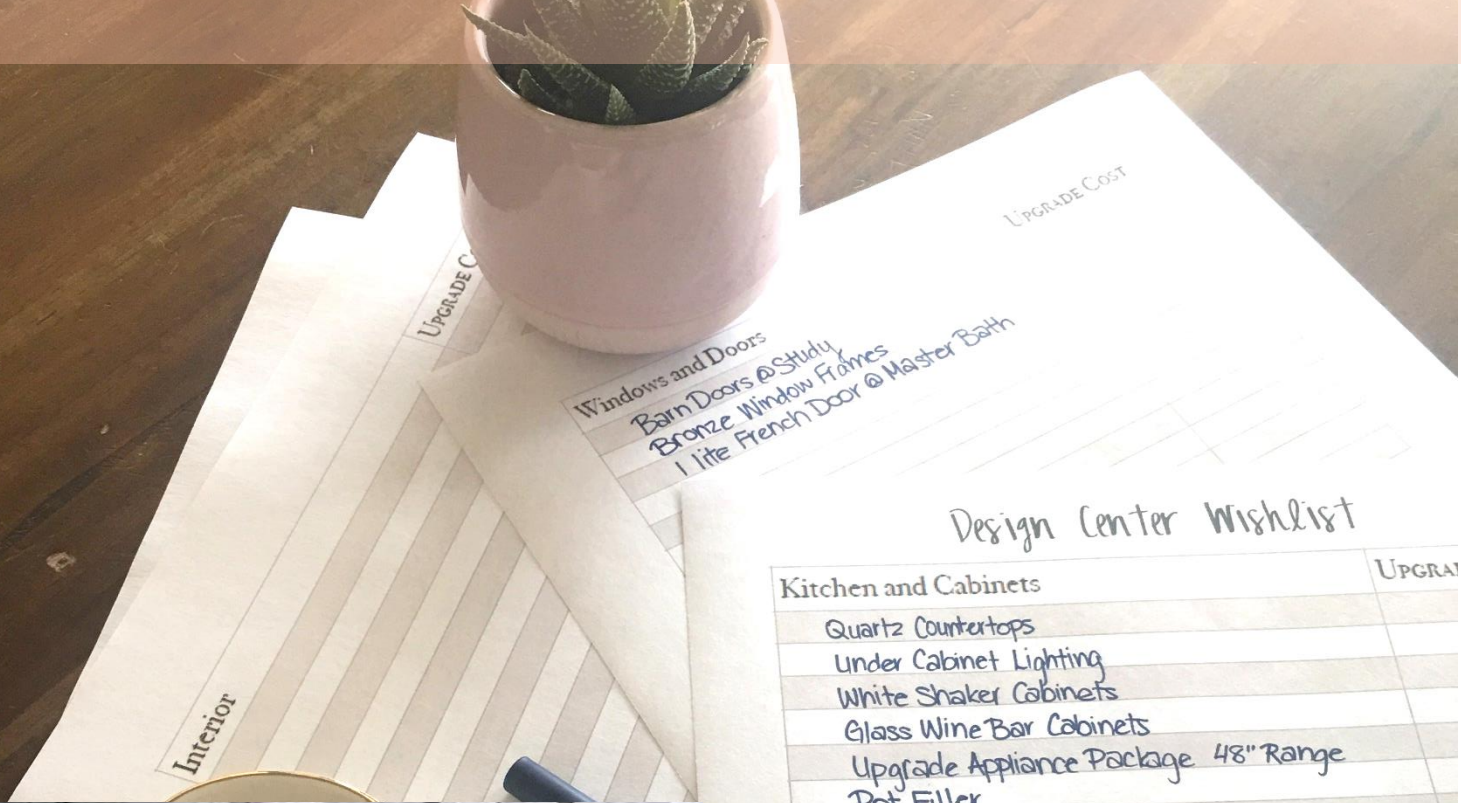


4

make a wish list

X


Before you start the process of purchasing your home we would recommend reviewing your builders' standard specifications and get an estimate on how much the upgrades are on your wish list. That way you can decide what you need vs. what's just a luxury.



5

prepare for future plans x

Preparing for future ideas will make your life easier when those ideas come into play. For example, if you want to have the option to install an ice maker and it's not on your plan, make sure you request to install an extra plug for it for when you do add it. That way you don't need to worry about it any extra demos.





6

bring your own furniture samples
X

If you have furniture that you know will be going into the new house, make sure you bring those samples with you. Pillows, curtains, paint or anything that you think you might need for color matching purposes or that will influence the look of your new home.

7

take pictures before you leave

X

We do provide a beautiful photo presentation with all of your selections as well as tile design diagrams and a very detailed selection sheet, however these do take time to produce, so we do recommend that you take photos of all of your selections before you leave the design center. That way you can order samples for your home as you make decor choices and you will have a record of what you selected just in case there is a mix up.

8

set up another appointment,
if you need it


X

Working through all the design choices in the time allotted by your builder may not be realistic for some people. Previews of the design center may be scheduled with your builder or sales counselor. This way you can make a stop by the design center before your actual appointment (a day or so ahead). That way you can browse the selections and get a good feel for what you want. We ask that you do not pull sections as designers may be in appointments and do not appreciate distractions. We also recommend that you do not bring the kids, you will need to focus. Also, think about breaking up your time slot into two appointments. Maybe 2 hours one day and 2 hours another day. That way you have time to think about your choices and revise them as necessary. Do understand that because the builder wants to get your home done in a timely manner, you won't be able to go back and forth day after day. But if you are PREPARED, you won't feel rushed at all!

9

feel good & go home happy
X

If you leave feeling sad, anxious or nervous about your choices CALL back right away or better yet, don't leave until you feel good about what you have selected. Once construction has started it's very hard to change any of your choices and if you do, it will slow down construction and possibly cost you more money. So, take the time to do some of the things we've recommended and be completely prepared for your design center meeting!



PARAGON DESIGN FIRM & RENOVATIONS

 www.paragondesignfirm.com

 281.407.7731

 Customerservice@paragondesignfirm.com

